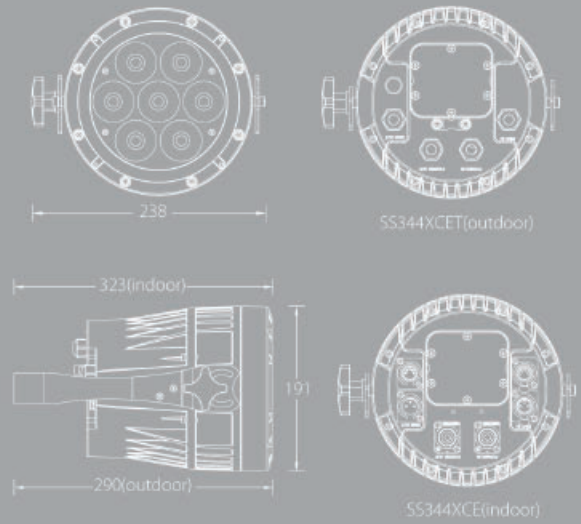


# Solar 2/ETZ

SS344XCE/XCET

Solar 2/ETZ is an extremely powerful, compact and rugged LED lighting fixture which is designed to provide lighting designers with a tool that will withstand all operating environments. Combining the efficiency of over-sized custom lenses with QUAD-COLOR LED technology, the Solar 2/ETZ promises not just an amazing punch but excellent color mixing and homogenous light at the source.

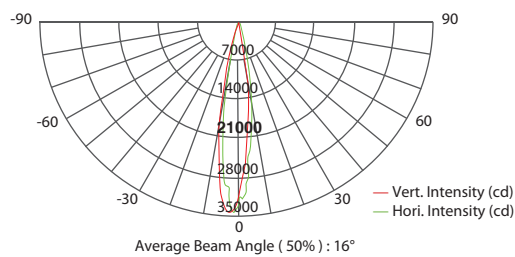


# SS344XCE(indoor)/ SS344XCET(outdoor)

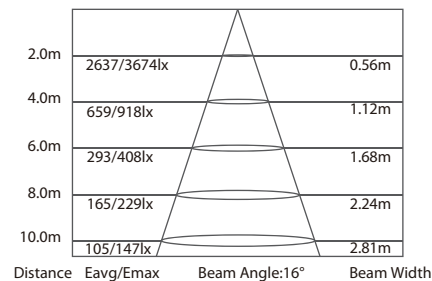
## Specifications

- Output**
  - ◆ Max. Flux: 1800lm
  - ◆ Peak Intensity: 15000cd
- Light Source**
  - ◆ LED Qty. : 7 X Multichip-RGBW
  - ◆ Drive Current: 700mA
  - ◆ Color Range: 16.7 million additive RGB colors with full saturation control
- Electrical**
  - ◆ Input Voltage: 100~240 VAC...50/60Hz
  - ◆ Max Power: 90W
- Control**
  - ◆ On-board: Display for Auto, Static color
  - ◆ Control Protocol: DMX512
  - ◆ Control Personality: TOUR.ARC,1 ,AR1.D,ARC.2,AR2.D,AR2.S,HSV,FULL,TR16,P1X1,P1X2 (10CHS/3CHS/4CHS/4CHS/5CHS/6CHS/3CHS/23CHS/15CHS/6CHS/8CHS)
- Optical System**
  - ◆ Dimmer: 0-100% (16-bit )
  - ◆ Strobe: 0-20Hz
  - ◆ Optics: 16°
- Physical**
  - ◆ Dimensions:191x240x323mm(indoor)/191x240x290mm(outdoor)
  - ◆ Weight: 5.7KG
  - ◆ Housing: Extruded aluminium, powder-coated finish
  - ◆ Color: Black
  - ◆ Lens Plate: Tempered glass
  - ◆ Fixture Connection: Data in/out, Power in/out
  - ◆ Cooling: Convection
- Certification and Safety**
  - ◆ Certification: CE, cETL
  - ◆ Environment: SS344XCE-- Dry/ Damp/ Wet Location / IP65 (with LED display cover installed)
  - ◆ Operation Temperature.: 20°C ~45°C

## Intensity Distribution



## Illuminance at Distance



## Accessories\*

- \* All accessories sold separately unless otherwise stated;
- \* See "Accessories" Section for DMX & power cable options;
- \* 1.5m power cable with IP67 connector + power plug included for outdoor version SS344XCET;
- \* Accessories 2,3 used in conjunction with accessory holder